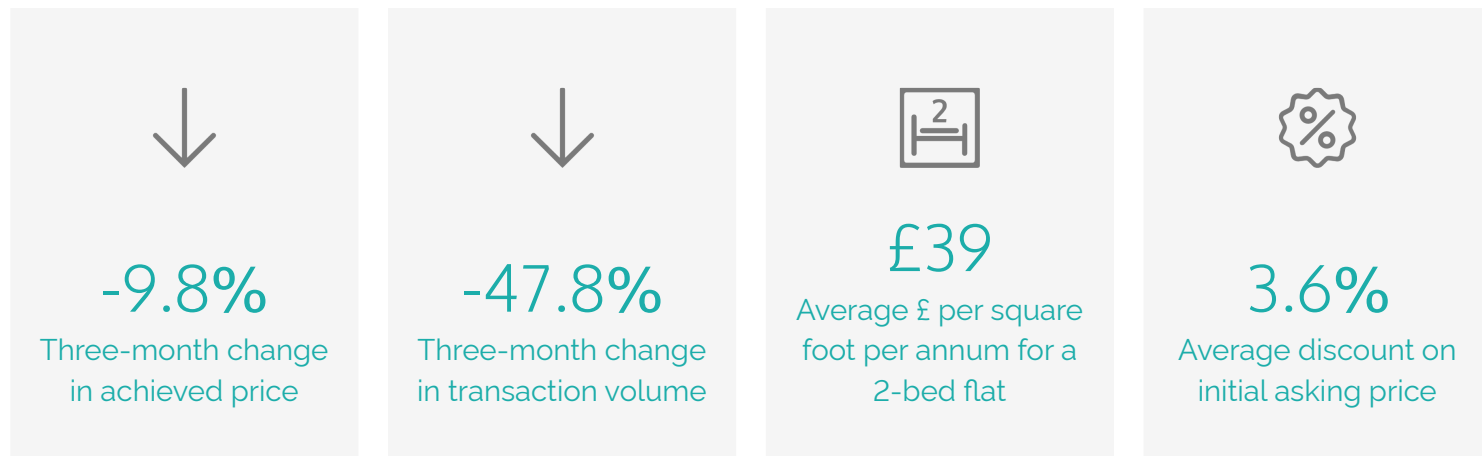


Area Overview

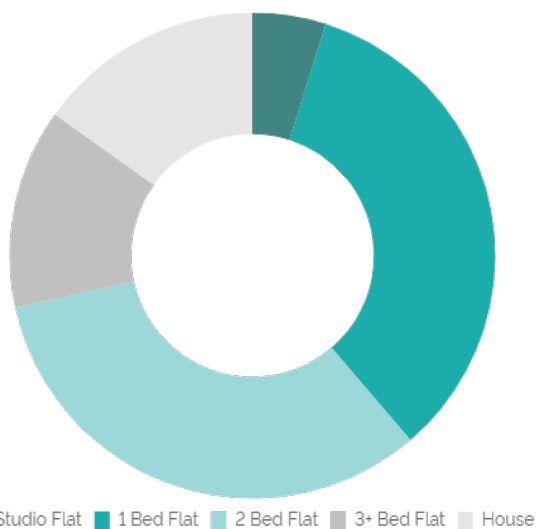
Kensington, Notting Hill & Holland Park Q2 2020 Lettings Report



Let: Apr-Jun 2020

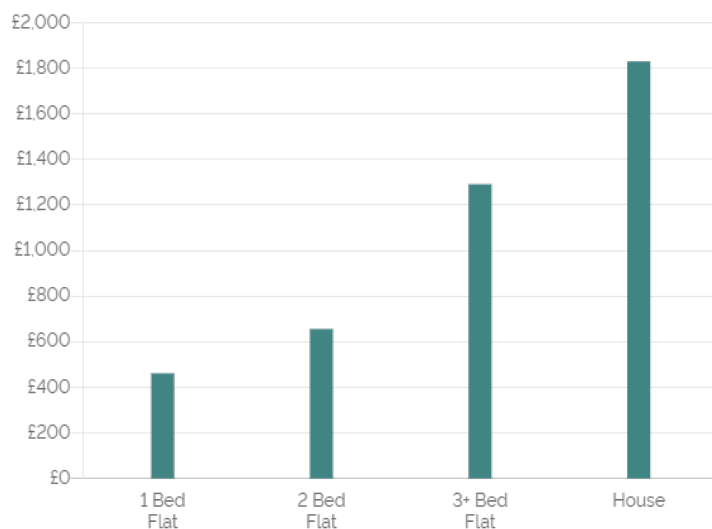


Let Properties by Type



Source: LonRes - Apr-Jun 2020

Achieved Rental Price per Week by Property Type



Source: LonRes - Apr-Jun 2020

Key Findings

- Rental values averaged £631 per week for flats and £1,734 per week for houses over the last 3 months.
- Properties let over the last 3 months achieved an average of £41.60 per square foot per annum in rent, down from £45.42 at the same time last year, and down from £46.13 6 months ago.
- The number of properties let over the last 3 months was down 57.3% versus the same period last year, but down 47.8% from 3 months ago.
- Achieved rental values fell by 8.4% compared to the same period last year, and fell by 9.8% versus 3 months ago.

Current Availability



85

Average number of days current inventory has been available



37.9%

of properties on the market have been reduced in price



38.2%

Annual change in the number of available properties



15%

Percentage of available properties currently under offer

Source: LonRes - As at Jul 6th 2020

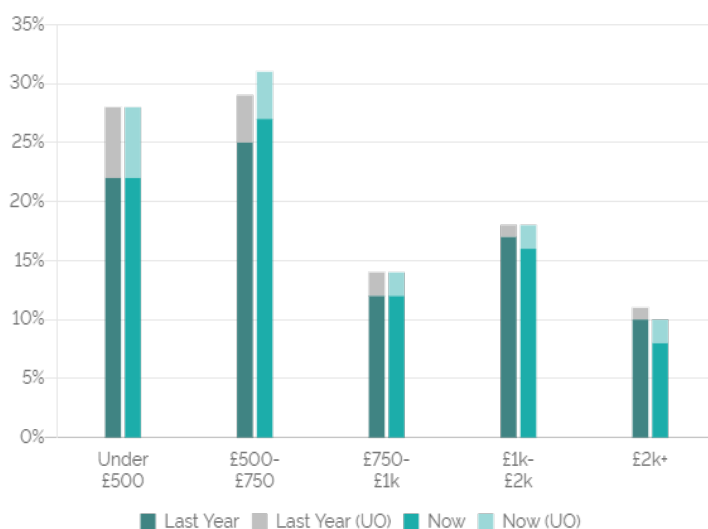
Properties On Market by Type



■ Studio Flat ■ 1 Bed Flat ■ 2 Bed Flat ■ 3+ Bed Flat ■ House

Source: LonRes - As at Jul 6th 2020

Properties on the Market by Price Band



■ Last Year ■ Last Year (UO) ■ Now ■ Now (UO)

Source: LonRes - As at Jul 6th 2020

Key Findings

- 72.1% of properties have asking prices less than £1,000 per week, up from 68.4% from the previous 3 months and up from 61.9% from the same time last year.
- 9.6% of properties have asking prices of £2,000 or more per week.
- 38.0% of flats and 37.5% of houses currently available have seen a reduction in asking rents since they were first put on the market.

⚠ Proceed with caution! Lockdown restrictions were in place this quarter and as a result we saw a significant reduction in sales and lettings activity.

The information and data within this report is provided for information purposes only. If you are reproducing or redistributing LonRes content you must include a source accreditation to LonRes. LonRes information and data may not be used for commercial purposes, including using it as a basis for any other data product or service.

While we make every effort to ensure our information and data is as robust as possible we cannot guarantee its accuracy or completeness. Those looking to place reliance on LonRes content do so at their own risk. LonRes shall not be liable for any loss or damage, direct or indirect, arising from inaccuracy or incompleteness of the data or any decision made in reliance upon the data. None of the information or data within this report is intended to constitute investment advice or a recommendation to make (or refrain from making) any kind of investment decision and may not be relied on as such.

July 6, 2020, the Kensington, Notting Hill & Holland Park Q2 2020 Lettings Report catchment includes all properties let within the aforementioned area(s).