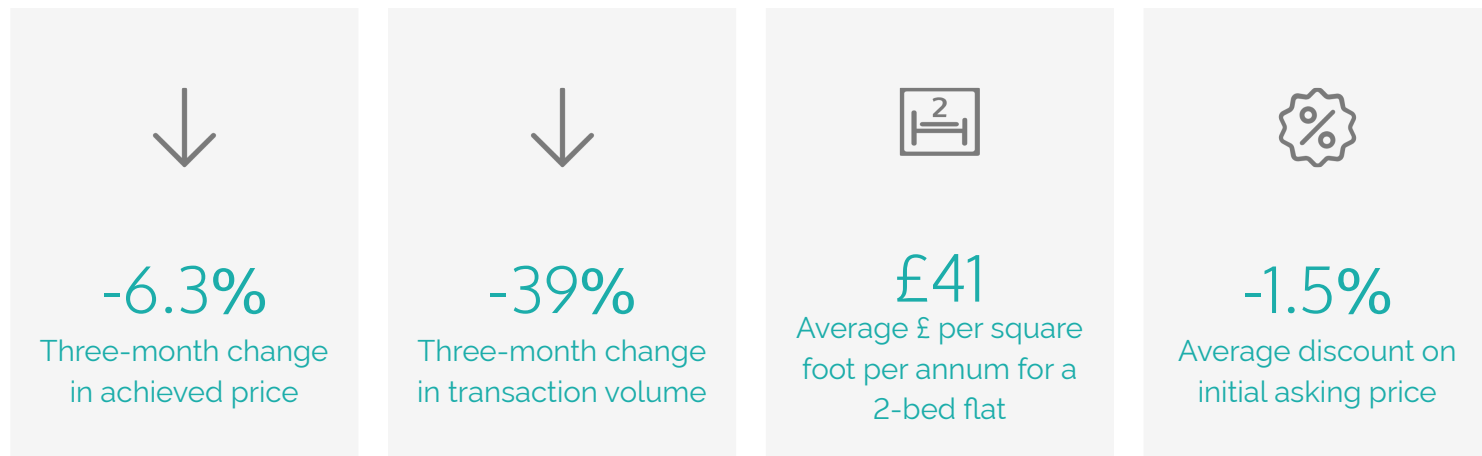


# Area Overview

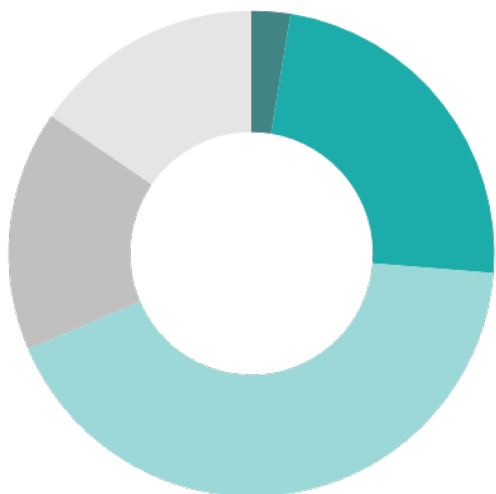
## Battersea, Clapham & Wandsworth Q4 2023 Lettings Report



### Let: Oct-Dec 2023



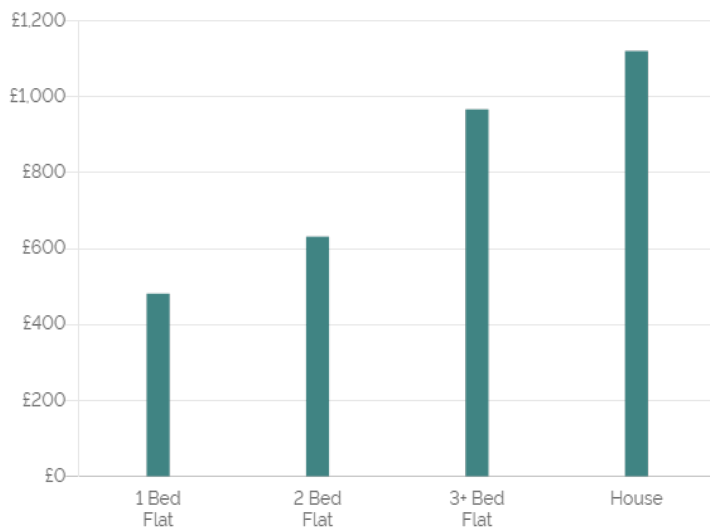
### Let Properties by Type



■ Studio Flat ■ 1 Bed Flat ■ 2 Bed Flat ■ 3+ Bed Flat ■ House

Source: LonRes - Oct-Dec 2024

### Achieved Rental Price per Week by Property Type



Source: LonRes - Oct-Dec 2024

### Key Findings

- Rental values averaged £642 per week for flats and £1,120 per week for houses over the last 3 months.
- Properties let over the last 3 months achieved an average of £41.95 per square foot per annum in rent, which was the same as the same period last year, but down from £44.78 6 months ago.
- The number of properties let over the last 3 months was down 12.7% versus the same period last year, but down 39.0% from 3 months ago.
- Achieved rental values fell by 0.8% compared to the same period last year, and fell by 6.3% versus 3 months ago.

# Current Availability



**64**  
Average number of days current inventory has been available



**26.5%**  
of properties on the market have been reduced in price



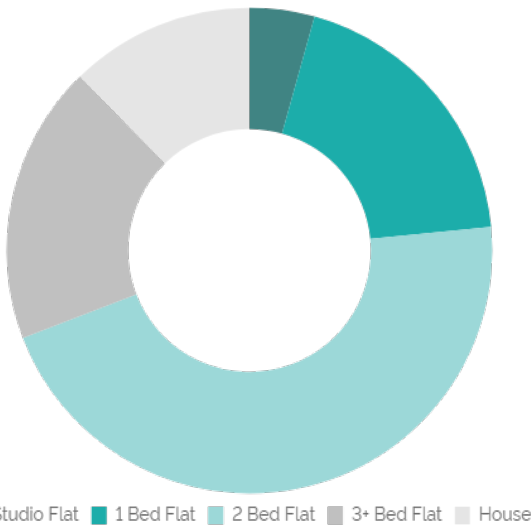
**40.9%**  
Annual change in the number of available properties



**11.1%**  
Percentage of available properties currently under offer

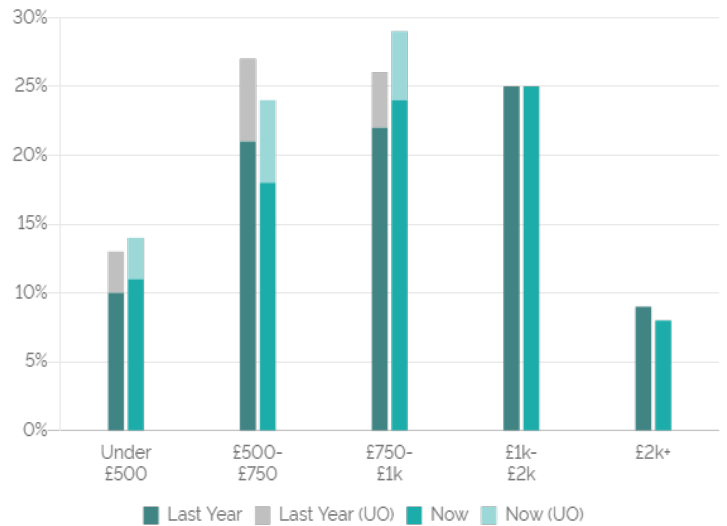
Source: LonRes - As at Jan 4th 2024

## Properties On Market by Type



Source: LonRes - As at Jan 4th 2024

## Properties on the Market by Price Band



Source: LonRes - As at Jan 4th 2024

## Key Findings

- 67.5% of properties have asking prices less than £1,000 per week, up from 61.8% from the previous 3 months and down from 75.7% from the same time last year.
- 7.6% of properties have asking prices of £2,000 or more per week.
- 26.8% of flats and 25.0% of houses currently available have seen a reduction in asking rents since they were first put on the market.

The information and data within this report is provided for information purposes only. If you are reproducing or redistributing LonRes content you must include a source accreditation to LonRes. LonRes information and data may not be used for commercial purposes, including using it as a basis for any other data product or service.

While we make every effort to ensure our information and data is as robust as possible we cannot guarantee its accuracy or completeness. Those looking to place reliance on LonRes content do so at their own risk. LonRes shall not be liable for any loss or damage, direct or indirect, arising from inaccuracy or incompleteness of the data or any decision made in reliance upon the data. None of the information or data within this report is intended to constitute investment advice or a recommendation to make (or refrain from making) any kind of investment decision and may not be relied on as such.

January 4, 2024, the Battersea, Clapham & Wandsworth Q4 2023 Lettings Report catchment includes all properties let within the aforementioned area(s).